

A graphic featuring a red banner with black dots, a white speech bubble containing the title, and a white box with a blue border containing volume and issue information.

Red and White Report

Volume 13
Issue 3

Spring 2015



My Time at Palos South

By: Ashleigh Hughes

During my time at Palos South, I have witnessed many accomplishments achieved by myself and my peers. When I first started at this school, I only knew most of my friends from Palos East and a few exceptions from Palos West from extra-curricular activities. Now leaving, I have made double the friends from both of those schools and more that came to South. Some of my best friends are from Palos West and I wouldn't have met them if it wasn't for Palos South.

In 6th grade, I was terrified of coming to the big new school with new teachers and meeting new people. At the same time, I was eager with anticipation and excitement to do something out of my comfort zone. I was challenged in many different ways academically, emotionally, and even physically. I did my best to join and try many different things throughout the year and in doing so, met some incredible people.

7th grade was a bit different than the previous year. My classes were with unfamiliar people and I was sort of scared. By that year, I was on the soccer team for two years and had met people from 6th-8th grade and learned a lot. My classes were also challenging but somehow I managed to survive.

(continued on next page)



(continued)

In the beginning of this year, I was beyond excited but intimidated by what was to come later on, including graduation, Great America, the dance, etc. I couldn't (still can't) believe how fast time these 11 or so months has gone by. I am extremely grateful to this school for preparing each and every student for high school and the real world. I am also proud of my friends and I for getting through the last few years unscathed. I can't wait to hear about all their adventures at all of our different schools. Though I am sad to be leaving Palos South, I cannot wait to leave and create more and more memories in years to come.



A Novel Opportunity for Eighth Graders Next School Year! By Eve Cajas

Next school year Palos South's Eighth grade students will have the opportunity to become part of a new exciting program. Capstone is an optional year-long project for eighth grade students. The project is an authentic way to allow students to exhibit their ability to work collaboratively through a multi-phased, research based learning process which will begin to prepare students for the 21st century workplace. Capstone is designed to shift the focus of teaching and learning from the traditional method to a process designed to imitate the way professionals in the work place think and work. Students will use skills and knowledge to go from "learning about a topic" to figuring out the problems and offering sound solutions. The culminating project will result in a student designed product identifying a solution to a community concern or problem.

There are currently 147 students enrolled in the program for the 2015-2016 school year. These students will meet one day a week during zero hour.

Check out the Capstone webpage for more info:

<http://www.palos118.org/index.aspx?nid=3168>



FOOD FOR THOUGHT.....





Even though Easter has come and gone, you might wonder....What is in an Easter Basket?

An Easter basket is filled with all types of goods that we all love to eat, but what really are we eating? Well let's start with jelly beans, one of the most common of the candies. A jelly bean's inside is filled with the delicious goo we call jelly, but what it's actually made out of is sucrose or sugar, combined with corn syrup for the sweetening, starch gives it the bean shape and texture. The insides of the jelly bean are processed through a machine tumbled and sprayed with layers of powdered sugar.

Now let's get on the delight of chocolate bunnies. The flavors are made of cocoa beans normally found and grown in Central America and west Africa. Workers grind these beans into a liquid call cocoa mass. The fatty part of the mass is cocoa butter. The workers add sugar sucrose and milky solids to give it its all lovely flavor.

Last we should look in on peeps. The base of them is the root of a marshmallow plant. Now a days we make them with sugar and corn syrup. The wax of the eyes are pretty simple, the main ingredient is car wax;; umm, ok?! I guess that's good? Well that's all I have to sum it up on your favorite goodies in an Easter basket.

--Taidhgin A.




Journey to Mars Epic Adventure

Sector Three: The Wreckage

Written by Jeffrey K.

Winning Choice was to sift through the wreckage.



As you sift through the wreckage, you notice several piles of broken glass. *Weird*, you think. *Rockets never contain glass*. But then you notice a nearby glass jar with a golden lump in it. *Weird*, you think. *Cesium is never- Wait! Cesium is super explosive! Why is it here?* You see something off in the distance and it all clicks. That thing is an Illuminati insignia.

The End

Sorry, sorry. I can't leave you begging for more. I'll make an ending for the other choice.

Other choice was to look for the Commander.

"Commander! Mr. Davis! Where are you?", you call out. You keep calling for him. You've done it about seven times when a man comes running toward you. It's Mr. Davis! He says to you, "This explosion is too... odd to be an accident. Someone must have caused this. We need to look for evidence." You politely agree, and race to the site to search the rubble.

Continue on and read the previous Winning Choice.

Harrowing, isn't it? Please check back next year for even more interactive articles.

See you soon!

Big News

Written by Jeffrey Korbitz

Mrs. Kruszynski got a frog. No, I'm not kidding. Palos South hasn't had a REAL class pet in eons. Which is too long.

This little buddy is in her room. His/her name is Hee-vee, and it is a White's Tree Frog. Pic below

(This is not Hee-vee,
Just an example)



So, pop in during Connections. Hee-vee would love to see you.

NOTE: Mrs. Kruszynski's room is downstairs by the Little Theater.



The following few pages represent additional entries of poetry and pictures from Palos South students. Enjoy!!!!

Night Eyes

By

Jeffrey

Korbitz

Look close and you will find

That lizards hate the daily grind

They prefer it after dark

Inside their cage, a little park.

They will frolic, they will play,

They'll keep it going 'till the day.

But when day comes they'll seldom peep,

For this is when they go to sleep.

DESERT BLOOM

By Peter Gordan

HOPE

Born in the arms of hostility, the hopeful flower emerges.

A beacon of beauty and light in a sea of anguish and darkness

It faces much oppression from the desert that fights to destroy it

Yet, it endures

LIFE

Starving, a wary bee comes across the beautiful bloom

He is courageous, risking danger to be with the flower

He sucks in life-giving nectar,

tangling himself in an eternal dance with his partner

Soon, he will spread the flower's children across the desert

Bringing life to the desolate land



Purple Mountain Majesty

By Nat Oliver

Astounding glory

Majestic peaks reach the sky

Sun bows down in awe

That Kind of Day
By: Bryce Wiersma



Bad days will happen inevitably I say, but some days are worse, and I had one today. I put my socks on my hands and my gloves on my feet. I showed up late to class, and could not find a seat. Today we had hockey in gym class. My team was doing well, but I couldn't even pass! I tripped in the hallway and dropped my book. No one even helped me and they just stopped to look! Finally, my friend noticed I was having a bad day. He said, "Things will get better, this is just for today!" I smiled and smiled the rest of my way. Bad days will happen inevitably I say, but you can always make someone feel better every day.



The Screaming
Goat
By
Jeremiah Burden

What is joy?

Joy is life,

Life is joy.

Joy is everything.

Tacos are joy.

Eating tacos in the zoo.


The elephant tells you boo

With a little goo.

Through the Woods

By

Alex Florczyk



I run I run.

Right through the woods,

Through the oaks and pinewoods,

I go right through.

The woodland creatures,

They stand right clear,

Watching me, run right through.

I run so fast, I am a blur.

Running through the woods

Mary Lou says, "Hey you"

"Hey who?"

Take off your shoe

I'll take mine off too.

I must get out, but what about joy>

I won't have a single toy.

But what about Roy?

Oh boy.

I will get out of this jail.

For I always have my joyful kale.



CALLING ALL BIBLIOPHILES!!!!!!

Summer is a fantastic time to catch up on your reading and read purely for the pleasure of it! Nearby libraries are where it's at to find fun programs, teen activities, book recommendations, blogs, and much, much more!!!

Palos Heights Library [Summer Program](#)

Palos Park Library [Summer Program](#)

Green Hills Library [Youth Services](#)

Orland Park Library [Teen Territory](#)



Below is the NEW Rebecca Caudill book list. Get a head start for the Media Center's Caudill Contest by reading one or two or twelve of these titles! For a list of previous title, click [here](#) HAPPY READING!!!!!!

Author	Title	Publisher	Pub Date	Interest Levels
Cavanaugh, Nancy	This Journal Belongs to Ratchet	Sourcebooks	2013	4-5
Cody, Matthew	Will in Scarlet	Knopf	2013	5-7
Engle, Margarita	Mountain Dog	Holt	2013	4-5
Evans, Richard Paul	Michael Vey: The Prisoner of Cell 25	Simon Pulse/Mercury Ink	2011	6-8
Frost, Helen	Hidden	Frarrar Straus Giroux	2011	5-7
Hiaasen, Carl	Chomp	Knopf	2012	5-7
Hopkinson, Deborah	Titanic: Voices From the Disaster	Scholastic	2012	5-7
Knowles, Johanna	See You at Harry's	Candlewick	2012	7-8
Magoon, Kekla	Camo Girl	Aladdin	2011	4-5
Meyer, Marissa	Cinder	Thorndike	2012	7-8
Ness, Patrick	A Monster Calls	Candlewick	2011	7-8
Preus, Margi	Shadow on the Mountain	Abrams	2012	5-7
Rose, Caroline Starr	May B.	Schwartz & Wade	2012	4-5
Sanderson, Brandon	The Rithmatist	Tor	2013	5-7
Sheinkin, Steven	Lincoln's Grave Robbers	Scholastic	2013	5-7
Shurtliff, Liesl	Rump	Knopf	2013	4-5
Sloan, Holly Goldberg	Counting by 7s	Dial	2011	5-7
Sullivan, Tara	Golden Boy	Putnam	2011	5-7
Swanson, James L.	The President Has Been Shot	Scholastic	2012	5-7
Turnage, Sheila	Three Times Lucky	Dial	2012	5-7



"I'm Boooooooooorrrrrreeeeedddddd.....There's NOTHING to DOOOOOO...."

It's the second week of summer and already you have run out of things to do. The long, hot, hazy, lazy days of summer loom ahead. Check out any of these cool ideas and break the boredom habit!!!

Lie outside at night and watch the sky for shooting stars. Find out why shooting stars aren't really stars at all. <http://starchild.gsfc.nasa.gov/docs/StarChild/questions/question12.html>

Make summer themed bandana pillows for your bedroom. They don't have to be pink—they can be camouflaged! http://www.makingfriends.com/gifts/bandana_tie_pillow.htm

Get up at dawn and appreciate the coolness and peaceful feeling of the early morning. Compare it to the sweltering afternoon. Write about the differences--maybe a short story or a poem--it's your choice! You can check out [The Best Websites for Young Writers](#) for some helpful hints.

Learn about bats--why they are important and why they are beneficial. Did you know that a bat can eat as many as 1,200 mosquitoes in an hour? Try building a bat house.

<http://www.bats4kids.org/> <http://www.batcon.org/>

Learn about compound interest and start a savings account. Check out [What Happens When You Double a Penny Everyday for 30 Days](#).

Make S'mores. If you can't roast the marshmallows over a fire, make [BroilerS'Mores](#). OR, better yet, make [Solar S'Mores](#)! Be sure to get parental permission.

Go canoeing

US Kayak / Canoe Disciplines http://www.adventuresportsholidays.com/north_america/united_states.php

Make and fly [paper airplanes](#)--and learn **why** they fly.

Improve your vocabulary--take the [Word DynamoChallenge](#). Then, every day, look up and learn 2 new words from the dictionary. At the end of the summer, take the Challenge again--and see how you've improved!

Choose a day--or two--and perform random acts of kindness. See how others respond. Browse Kindness Ideas, and share your stories as well. <http://www.randomactsofkindness.org/>

Visit a lighthouse! You don't have to live on the ocean! Where else might you find a lighthouse? There are 680 lighthouses in the United States!

www.US-lighthouses.com

Do some fun science experiments (with your parent's permission). Here are **101 Effective Earth Science Demonstrations Using Only One or Two Items!**

http://www.colorado.edu/GeolSci/courses/DEMOS/seicontribution/101_lowtech_earth_science%20demos.pdf

Google and find recipes that use pink lemonade as an ingredient! Here are just a few—

<http://allrecipes.com/recipe/pink-lemonade-pie/e/>

<http://www.bettycrocker.com/recipes/pink-lemonade-cupcakes/f2b726de-4fd1-4ace-a8b0-3a0cf769d02a>

Make a new kind of sandwich

Who Cooked That Up? – The Sandwich members.cox.net/jjschnebel/sandwich.html

Learn how to take a good photograph. There's more to it than pointing and clicking.

<http://www.betterphoto.com/photography-for-kids.asp>

For your garden, build bird [feeders](#) and [baths](#), as well as [butterfly](#) and [lady bug](#) feeders! Ask your parents what they'd like to attract to their garden, and you can do it!

Go camping <http://www.gocampingamerica.com/>

For many more boredom busting activities click [here](#)



SUMMER FUN

By: Samantha Michniak



Summer vacation is coming! We all have plans for the summer, but these plans don't always last till the very last day of summer vacation. Here are some fun and exciting crafts and recipes to make. The first summer craft that I'd like to talk about is called that Paper Plate Sun Craft.

What you'll need:

- Large paper plate (the cheap plates work well here)
- Orange, yellow and black construction paper
- Yellow and black paint
- Foam paint brush
- Glue stick
- printable sun template



How to make your paper plate sun: Print our template and cut out the pieces. Trace the sun-glasses onto black construction paper and cut them out. Trace the triangle pieces onto yellow and


orange construction paper and cut them out. You will need 11-12 triangle pieces to create your sun.

- Turn the paper plate over and glue the triangle pieces onto the edge of the plate.
- Turn the paper plate right side up and paint the plate yellow.
- Glue the sunglasses onto the paper plate and paint a smile on the sun with black paint.

Next, during the summer outside it becomes very hot. To cool yourself down, I have some nice and refreshing slushy's. These are very easy, cheap and fast to make. For this recipe you have to use a blender so make you have parental approval. The very special slushy's name is Strawberry Lemonade Slushy.

Ingredients-

- 1/2 cup water
- 1/3 cup dry lemonade-flavored drink mix
- 3 cups ice cubes
- 1 cup strawberries



Directions-

1. Stir water and lemonade mix together in a cup until the mix dissolves.
- 2 .Combine ice cubes and strawberries in a blender. Pour lemonade mixture into the blender. Blend on high for 10 seconds. Stop blender and stir with a spoon. Blend again until smooth, about 5 seconds more.

These two very easy crafts and recipes are very great to put into action when you are bored.

ENJOY YOUR DELICIOUS RECIPES!!!!



The Epic Catapult Contest

Written by Jeffrey A. Korbitz

Recently, Mr. Mancilla's class did a zany contest where a randomly chosen group of seventh-graders had to make a powerful catapult with limited, pre-selected materials, like cups and binder clips. The results were impressive- the majority of the groups made a siege machine that could fire more than 20 feet! Wow! The catapults were ingeniously designed and had names like "Not a Racecar", "Walden the Whipper", and "Flos Muertos" (Meaning "flower of death" in Latin.)

Mr. Mancilla was very impressed with the results and plans to do it again next year. Get ready, 6th graders!



An interview with Mrs. Kmiecik

by Dean Elmosa

What college did you attend?

I graduated from Florida State University (Go 'Noles!) in 2003 with 2 Bachelor's Degrees in Finance and Real Estate. Years later, I went back to school and graduated from National-Louis University in 2012 with a Master's Degree in Special Education.

Do you have any children?

I have 1 little boy, Jackson, who turns 2 this coming July 8th. He is the sweetest little blessing that my husband and I love more than anything in the whole world!

What is your favorite food?

I love Italian!

What is your favorite color?

Blue - all different shades

What is or was your favorite subject in middle school?

Math was always my strongest subject growing up, not to mention, Mrs. Satler ("Miss Ryan" at the time) was my Math Teacher when I attended Palos South, so probably Math.



What was your favorite college subject or class?

I found my Real Estate Law class really interesting, in fact I considered becoming an attorney for a short period of time because of it.

What's your favorite book?

I really enjoying reading and teaching Touching Spirit Bear by Ben Mikaelson.

What is your favorite movie?

I'm a sucker for light-hearted, feel-good movies. I love "The Holiday" so much so, I watch it every Christmas season.

Who do you look up to as a hero?

I'm a "Daddy's girl" - my dad is an intelligent, tough, but sweet man. He and I think a lot alike and understand each other better than most.



Tips and Tricks in Super Smash Bros. for 3DS/Wii U



By

David Nowabilski

Going Offensive.

There Are Also 4 Kinds Of Special Attacks. His Neutral Special involves charging, he fires some sparks from his eyes if stage one, a decent sized beam, if stage two, and if it is fully charged he will fire big powerful beam and covers a long distance. His side special meaning you can either use it left or right , involves R.O.B spinning for a short time, but if you press the special button repeatedly he will spin for even longer the good things about this is that first it reflects projectiles and hits hard, unlike other characters' side special, (Palutena I'm looking at you). His down special involves charging also, with this moves he throws a top (which also seems to be similar to his symbol) he can pick it up and throw it again, which is very handy. Finally we have his up special with this special R.O.B uses his fuel he has and will fly up and change direction at the demand, be careful though it doesn't last forever, but the nice thing is that R.O.B's up special is a bit different from other specials it doesn't put R.O.B into helplessness, (helplessness means that the character cannot attack or defend while he/she/it is in this mode.) There are 4 directions of attacks for every character. Warning: Don't use the same move too many times in a row as this could lead to predictably, in which people can guess what you will do, and the move's power will decrease making it less and less useful for the longs it's used, this also applies the special too.

Going Defensive

If I had to say what was the most unused mechanic in Smash Bros is shielding although it will keep you in the game dramatically longer people don't use it and assume the game is just offense, but it's not. Shielding and other defense tactics are the most unused strategy that new players don't know of, but shielding can keep you in the game longer and if played right can help you give more damage than take damage. The nifty thing also is that you can defend yourself and then grab at the same time so your best offensive is defense.



What you see here is a picture of R.O.B's final smash in SSB4 his final smash does a decent amount of damage and if done right it can trap your opponents and give them a nice punch, and its position is also adjustable and people can't jump out of range or crawl out of range.

Remember this.

While I did show you R.O.B's move, just remember one thing all characters and players are different, chose your character and get used to his/her/it's move set. So get comfortable with your character and have fun!

STUDENT STAFF

Jeffrey Korbitz
Eve Cajas
Jenny Wilson
Samantha Michniak
Weston Schwartz
Danny Grieshaber
Liam Yunker
Grey Ramirez
Laura Baksys
Taidhgin Adamus
Hannah Shakir
Adam Dajani
Miriam Ottman
Alyssa Heintzman
Lakota Hollowell
Mike Kotas
Nick Colton
Dean Elmosa
Lily Corso
Ashleigh Hughes
David Nowabilski



Volume 13
Issue 3
Spring 2015

Red and White Report!!!



FACULTY ADVISORS

Mrs. Lindeman
Mrs. Schramm



All of us at the Red and White Report would like to wish all of you; students and Palos South staff, a very wonderful and safe SUMMER BREAK!!! To all of you graduating 8th graders—Congratulations and much luck and happiness in the years to come!!!!

