

The logo features a red banner with a black dotted pattern. A white speech bubble with a black outline is centered on the banner, containing the text "Red and White Report" in red. To the right of the banner is a white rectangular box with a black border, containing the text "Volume 12 Issue 2" and "WINTER 2013" in red.

## Red and White Report

Volume 12 Issue 2

WINTER 2013

# POPTABS

By: Christina Gonzalez

Last month Palos South, through IMPACT, collected pop tabs for Ronald McDonald House. Ronald McDonald provides a place to stay for families with hospitalized children so they can be close by their kids. Ronald McDonald House also charges little or no cost to the families. So they use the pop tabs to pay for some of the care the families need. As a school, we collected around 126,700 pop tabs. This weighed about 100 lbs. The class that ended up bringing the most pop tabs was Mr. Adams's 8<sup>th</sup> grade connections. They had a sum of 28,202 tabs. This means Mr. Adams's connections brought in 22% of total tabs from the entire school. Surprising, only 4 students contributed to the win. The prize for the 4 students will be decided at a later date. Lastly, IMPACT would like to thank the students and teachers who turned in pop tabs last month; they will be going to a good cause.



# One District One Book

By: Shivali Shukla

On Monday, February 4<sup>th</sup>, Palos South held the District 118 One District One Book reading event, focusing on the book *The Candy Bombers*, by Andrei Cherny. District 118 has been holding this event for the past three years. In 2011, the book was *The Little Prince*, by Antoine de Saint-Exupéry. Last year, the book was *Where the Mountain Meets the Moon*, by Grace Lin.

*The Candy Bombers* is an inspirational story about how American pilots supplied food for the people of West Berlin, which in turn helped lead to the destruction of the Berlin Wall. One pilot, Gail Halvorsen, was an important American pilot who took part in a significant airlift, dropping candy to little kids who probably hadn't eaten or even seen any candy for quite some time. The candy was dropped down with parachutes attached to them, sent to the grateful kids waiting for the plane that would wiggle its wings to signal that it was the plane with the candy.

All students from our three District 118 schools were encouraged to read this book and to take part in the events. At the event, there were several stations set up for the kids to



take part in. There was a place where you could design your own parachute, and once finished, you would attach a piece of candy to it, like Halvorsen did for the little kids. There was one area set up with a large parachute, where some kids formed a circle and played an assorted collection of games, such as trying to get small bean bags to fall through the hole in the middle. You could get your picture taken in the media center with a background of *The Candy Bombers*, or throw a small toy man with a parachute into a jar full of candy, and if you made it in, you were allowed to take a piece from the jar. There were also some other small crafts lined up against the wall, and an area to make a miniature plane.

(continued on the next page)



Overall, the event was not only educational, but also entertaining and hands-on, allowing kids to interact and interpret ideas from the book. It was a great experience for everyone, and definitely something to look forward to next year!



One of the themes in the book, The Candy Bomber, was practicing Random Acts of Kindness. The list to the right are some acts you and your family can participate in if you choose to. There are many other ideas that can be found [here](#), [here](#), and [here](#). A favorite one to do is to celebrate your birthday by doing as many Random Acts of Kindness as your age!!! Enjoy!!!



## Ideas for Random Acts of Kindness

1. Collect goods for a food bank.
2. Bring flowers to work and share them with coworkers.
3. Adopt a student who needs a friend, checking in periodically to see how things are going.
4. Volunteer to be a tutor in a school.
5. Extend a hand to someone in need; give your full attention and simply listen.
6. Merchants can donate a percentage of receipts for the week to a special cause.
7. Students can clean classrooms for the custodian.
8. Buy a stranger a pizza.
9. Distribute lollipops to kids.
10. Sing at a nursing home.
11. Offer a couple of hours of babysitting to parents.
12. Slip paper hearts that say "It's Random Acts of Kindness Week! Have a great day!" under the windshield wipers of parked cars.
13. Have a charity day at work, with employees bringing nonperishable food items to donate.
14. Serve refreshments to customers.
15. Draw names at school or work, and have people bring a small gift or food treat to their secret pal.
16. Remember the bereaved with phone calls, cards, plants and food.
17. Pay a compliment at least once a day.
18. Call or visit a homebound person.
19. Hand out balloons to passersby.
20. Give free sodas to motorists.
21. Be a good neighbor; take over a baked treat or stop by to say "Hello."
22. Transport someone who can't drive.
23. Move a neighbor's grass.
24. Say something nice to everyone you meet today.
25. Volunteer at an agency that needs help.




## CYBERBULLYING POEM

By: Thea Barba



What never quits but always hits?  
Who always talks but never stops?  
Who loves to tease will never cease?  
Who thinks they're highest never shyest?  
On a mountain yelling screams!  
"I'm the nightmare in your dreams!"  
Any obstacle will not pass.  
They pick on bundles even a mass!  
Anyone can be a bully.

**JUST MAKE SURE YOU'RE NOT ONE TOO!**







## **ANNIE INTERVIEW – WITH EMMA LIZZIO**

**Q: What was your reaction when you found out that you were going to be Annie?**

A: “I was so excited, but I could not believe it! I just kept repeating to myself, ‘Oh my gosh!’”

**Q: Did you do any special training in addition to the regular rehearsals?**

A: “Yes, I started taking singing lessons because I knew that this was a role with a lot of difficult songs.”

**Q: Have you ever seen “Annie” the movie, or as a play? Which version do you like better?**

A: “Yes, I love the Movie! I like both the new one and the old one. We watched them both after we were casted. I have also seen it as a play. I went over Christmas break and I enjoyed the actual play more than the movie.”

**Q: Describe opening night, when the lights came on and you started the show.**

A: “Backstage, everybody was nervous, excited and anxious. But then, when the lights came on, it all just felt so real, like this was actually happening.”

**Q: Do you feel different about actors and singers now that you have stepped in their shoes?**

A: “Yes! I definitely have a better appreciation for what they do because it is not easy!”



# What to do when you get a bad grade?

**(OH NO, THE CHILL ARRIVES AGAIN)**

By: Anonymous

Trust me when I tell you this, when you get a bad grade just relax! Worrying will make it worse. You're the kind of person that doesn't know what to do when you face up to your parents. Here are some tips for you!

---

## TIPS

- 1.) Look over your test and review what you got wrong
  - 2.) Make SURE you know if your test has to be signed, (if your test doesn't, you're safe!)
  - 3.) Ask your teacher if you can make up the points for doing the test go up and ask her (REMEMBER: BE VERY BRAVE, I do admit that going up to a teacher is really hard for any person)
  - 4.) Also go up to your teacher and DEMAND for extra credit on the test (in a VERY nice way)
  - 5.) If you're REALLY having a hard time with this subject ask if you can come in during lunch or zero hour for extra practice (it'll really will help you get the points back or get better at this subject)
  - 6.) Next is the facing your parent part; just go up to your parent and show them the test or quiz
  - 7.) Tell them that you are going to make up the points for this failed assignment and also promise them you will study for the next one really hard
  - 8.) If your parent gets angry, at least you got it over with; it's better to get something over with by being honest instead of keeping it a secret and making your parents angrier because you didn't tell them about it.
- 

**Don't be afraid of your parents they want to help you even if it means yelling at you (They do this because they LOVE you & want their words to stick in your head so you can remember it more!)**

# No Snow?

By: Jenna Swierk

What is this? No snow! All a kid wants to do is play in some snow, but the weather lady does not want to bring us the joy of snow. We set a record for 320 days without snow in Chicago. Boo! The old record of days without snow was last set in 1940. Wow that was a long 73- years- ago record. I mean it's still winter but, with this 320- day- no- snow- record, well I don't know if there will be any snow. To have snow you need to have the right weather for it. It should be cold and Winter of course.

Anyway snow is a way to be out around nature. It teaches us the value of nature and that we should respect that. I know since we were just kids, that we don't really see the value of nature. But you will once you understand how important it is. Nature is how we survive. That's where we get food. It's how we breathe. The trees are what provide oxygen. So basically what I'm trying to tell you is to be kind to the environment and don't treat it as your personal dump or cut down trees. So live in an environment where it's safe and clean!!

## Odd Words

By: Shivali Shukla

*10 odd words that you have probably never seen...well, at least not most of them...J*

**Lollygag:** to spend time idly, loaf

**ABSQUATULATE:** TO FLEE; ABSCOND

**Yaff:** to bark/yelp

**PECULATE:** TO STEAL OR TAKE MONEY DISHONESTLY; EMBEZZLE

**Skedaddle:** to run away hurriedly.

**Fletcherise:** to chew food slowly and thoroughly.

**Hornswoggle:** to swindle, cheat, hoodwink, or hoax.

**Bowdlerize:** to expurgate a written work by removing or modifying passages considered vulgar or objectionable

**KIBITZ:** CHAT, TO CONVERSE

# John Green

By: Christina  
Gonzalez

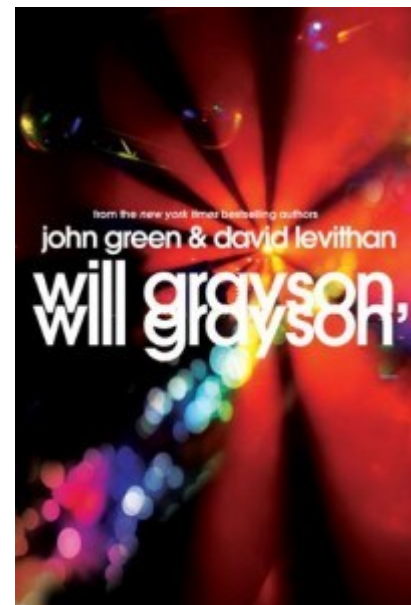
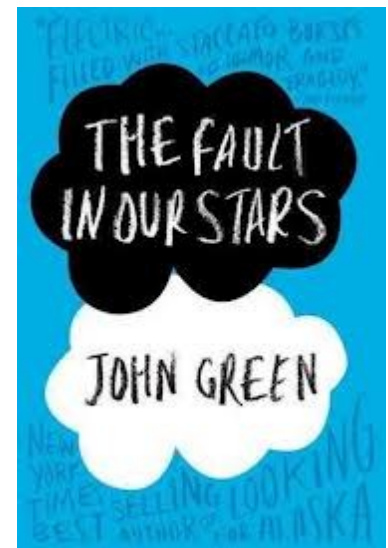


John Green is an author for young adult literature. He happens to be one of my favorite writers of all time. He writes beautifully and fills his work with life. His writing helps you to see the world in a new way. His most recent book is ***The Fault In Our Stars***. I haven't finished this one, but what I have read is wonderful so far. ***The Fault In Our Stars*** is the New York Times #1 bestseller and USA Today says "A pitch-perfect, elegiac comedy...it will linger long and hard in the minds of teens and former teens." I would have to agree with that. It's smart, funny and downright heartwarming.

My all time top book I would have to say is ***Will Grayson, Will Grayson***. Funny name right? Well this book is about two teenage boys who meet and both their names happen to be Will Grayson. The story takes place in Chicago; they go to many of the famous hot spots in Chicago mentioned in the book, from the "Bean" to walking down Lake Shore Drive. It's an unsurpassable read.

One of his first books, ***Looking for Alaska***, has some of the best characters you will ever read about. You feel like you really know them like a friend you've know for a long time. Each one has his or her own quirks so that you can see a little bit of yourself in them and slowly you fall in love with each one.

I can't encourage you more to pick up one of his pieces of work because I know you will LOVE it just as much as I love to read it!





# Lincoln

By Ally Stadler



I recently went to see the movie “Lincoln.” It was directed by Steven Spielberg. It has an all-star cast led by Daniel Day-Lewis as President Abraham Lincoln. Other great performances include Sally Field as Mary Todd Lincoln, Tommy Lee Jones as Rep. Thaddeus Stevens, David Strathairn as Secretary of State William Seward, Joseph Gordon-Levitt as Lincoln’s son Robert, and James Spader as W. N. Bilbo.

This is not a story of Abraham Lincoln’s life. Instead, this movie is about the struggles that Lincoln faces getting the 13th Amendment to the Constitution passed during the end of the Civil War.

The movie shows us some interesting things about Lincoln. A few of those are how Lincoln was known (and not always fondly) for telling very long stories, and also how he did not have a formal education. He gained a lot of his knowledge by reading books on his own.

I felt the movie was very good, but at 149 minutes I felt it was too long. I also thought it was a little bit hard to follow. There were also some very intense battlefield scenes that were hard to watch and were sad.


Overall, I would recommend this movie.



# Winter facts to help you stay safe

By: Jenna Swierk

This winter has come so fast. Now it's time to start staying safe. Some good things you need to know for staying safe are to watch out for ice. If you're walking to school and you don't see the ice and fall down, well then that won't be good. So you always have to watch out for ice. The second thing you should be aware of is sliding cars. You should stay on the sidewalk and just watch your surroundings. A good part in staying safe is watching your surroundings. That is the most important part. Did you know that you can get frost bite easily if you don't dress warm in the snow? When you're tumbling around or just having a plain old snowball fight, remember stay safe and keep warm!!!!!!!!!!!!



## Palm Reading

By: Kate Kwasneski and Shivali Shukla

**There are 11 main lines on your hand; here are the five most important ones.**

1. Life line- *represents your vitality and how long you may live; it can always be seen.*
2. Head line- *deals with your beliefs, your philosophy, and your attitude on and how you approach life. It is important, so it can always be seen.*
3. Heart line- *deals with all the emotions and events that are centered around love.*
4. Health line- *deals with the material well being as much as the physical.*
5. Fate line- *this line is also known as the destiny line; the deeper the line, the more strongly fate controls your life.*



# Elephants

By: Indre Dukauskas

Elephants are very interesting members of the Animal Kingdom. Their diet and structure make them very unique indeed!

An Elephant's diet consists of grasses, bamboo, tree bark, and crops such as sugarcane. An adult elephant eats 300-400 pounds of food a day !It is estimated that there are only 490,000 wild elephants. Most elephants live in herds on the continents of Africa and Asia. Herds have 8-100 elephants in them. Elephants are the largest animals on the planet. Elephants, much like humans, dolphins, and a few other animals, are able to recognize themselves in a mirror. Elephants also have a 6<sup>th</sup> toe.



These animals are an endangered species. Hopefully, conservation groups, such as the WWF will succeed in protecting them!

# Cookie Recipe



Recipe found online at:

[http://  
www.momswhothink.com/  
cookie-recipes/chewy-  
chocolate-chip-cookie-  
recipe.html](http://www.momswhothink.com/cookie-recipes/chewy-chocolate-chip-cookie-recipe.html)

by: Thea Barba

If you're feeling glum about your chocolate chip cookie recipe , here's one you can try!

## Ingredients:

1 cup unsalted butter, melted  
1/4 cup granulated sugar  
1 1/4 cups packed light brown sugar  
1 Tablespoon vanilla  
2 eggs  
2 cups plus 2 Tablespoons all-purpose flour  
1/2 teaspoon baking soda  
1/2 teaspoon salt  
1 cup coarsely chopped nuts, optional  
1 (12 ounce) package semisweet chocolate chips (2 cups)

## Directions:

1. Heat oven to 375 degrees F.
2. Beat butter, vanilla, sugars, and eggs in large bowl with electric mixer on medium speed. Stir in flour, salt, and baking soda. A stiff dough will form.
3. Stir in chocolate chips, and if using nuts add also.
4. Drop dough by rounded tablespoons onto ungreased cookie sheet 2 inches apart.
5. Bake about 10 to 12 minutes. Cool 1 to 2 minutes then finish cooling on wire rack.

## Giant Ornament Cookie By Lily Moe

(could be decorated for any holiday!!!)



1/2 Cup granulated sugar  
1/2 Cup packed brown sugar  
1/2 Cup peanut butter  
1/2 Cup butter or margarine, softened  
1 Egg  
2  
1 1/2 Cups Gold Medal all-purpose flour  
3/4 Teaspoon baking soda  
1/2 Teaspoon baking powder  
1/4 Teaspoon salt  
1 tub Betty Crocker Rich & Creamy vanilla ready-to-spread frosting, if desired  
Assorted candies

Heat oven to 375°F. Beat sugars, peanut butter, butter and egg in large bowl with electric mixer on 3Spread frosting on cookie. Decorate with candies. Loop string licorice through ring-shaped hard candy to make hanger for ornament medium speed, or mix with spoon. Stir in flour, baking soda, baking powder and salt. Spread dough in ungreased 12-inch pizza pan. Bake about 15 minutes or until golden brown. Cool completely in pan, about 30 minutes.

## Valentine Treat

By Dina Perez

Even though it's past Valentine's Day, it's never too late to have a tasty Valentine treat! So here is a Valentine-themed desert that can make your taste buds jump for joy:

### Valentine's Day Oreo Pops

#### Ingredients

Oreo Cookies

16 Ounces white chocolate

Sprinkles

Lollipop sticks



#### Instructions

1. Line a large baking sheet with wax paper and set aside.
2. Melt the chocolate in a large, wide heatproof bowl in the microwave until totally smooth.
3. Gently dip an Oreo into the chocolate, coating it completely. Place the Oreo on the wax paper and gently wedge a Popsicle stick between the cookies. Let the white chocolate drip around the Popsicle stick, it will help hold the cookie up once it solidifies. Place a cookie cutter on the cookie and scatter the sprinkles inside to fill out the heart shape. Repeat this with remaining cookies. Chill the cookie sheet for two hours. Serve.

If you're interested in making more recipes and treats, you can go to [www.babble.com](http://www.babble.com).  
Hope you enjoy the Oreo Pops!





VOLUME 12  
ISSUE 2  
WINTER 2013

*Red and White Report!!!*



## **STUDENT STAFF**

Thea Barba  
Catherine Denny  
Larry Donahue  
Indre Dukauskas  
Merian Esparza  
Alexa Fleck  
Christina Gonzalez  
Kate Kwasneski  
Emma Lizzio  
Anna Mattes  
Tracy Mercado  
Lilly Moe  
Dina Perez  
Rawiah El-leboudi  
Raneen Salhi  
Shivali Shukla  
Ally Stadler  
Jenna Swierk

## **FACULTY ADVISORS**

**Mrs. Lindeman**

**Mrs. Rowan**

